

FAS employs about 420 people covering food and agricultural production, consumer trends, and trade issues in about 130 countries.

Show Factoids



[Home](#) [About FAS](#) [Newsroom](#) [Opportunities](#) [FAS Offices](#) [Help](#) [Contact Us](#)

Search FAS

- Search All USDA
- Search Tips
- Database-specific Searches

Browse by Audience

Browse by Subject

- [Programs and Opportunities](#)
- [Market and Trade Data](#)
- [Issues and Policies](#)
- [Commodities and Products](#)
- [U.S. Exporter Assistance](#)
- [Buying U.S. Products](#)
- [News and Events](#)
- [Publications](#)

You are here: [Home](#) / [Current World Production, Market and Trade Reports](#) / [Trade Reports Archives/](#) [Dairy Monthly Imports Archives](#) / [Dairy Monthly Imports](#)



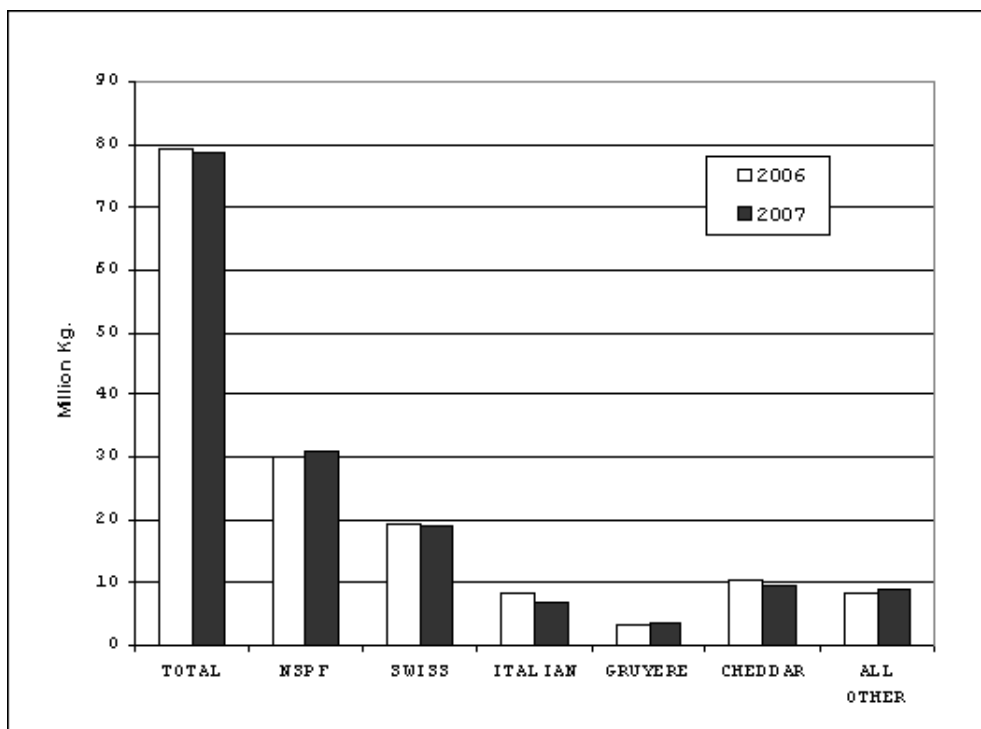
United States Department of Agriculture

Foreign Agricultural Service




Circular Series
 FD MI 1007
 October 2007

Dairy Monthly Imports

**Licensed Cheese Imports
 January - September 2006 - 2007**



Tables:

-  [Imports of Cheese and Other Dairy Products, Subject to Licensing Requirements \(.pdf\)](#)
-  [Imports Under Tariff-Rate Quota, Not Subject to Licensing Requirements \(.pdf\)](#)
-  [Imports of High-Tier Cheese and Other Dairy Products \(.pdf\)](#)

- [● Tariff-Rate Quotas Allocated to Chile](#)
- [● Tariff-Rate Quotas for U.S.-Israel Agreement on Trade in Agricultural Products](#)
- [● Tariff-Rate Quotas Allocated to Jordan](#)
- [● Tariff-Rate Quotas Allocated to Singapore](#)
- [● Tariff-Rate Quotas Allocated to Australia](#)
- [● Tariff-Rate Quotas Allocated to Morocco](#)
- [● Tariff-Rate Quotas Allocated to El Salvador](#)
- [● Tariff-Rate Quotas Allocated to Honduras](#)
- [● Tariff-Rate Quotas Allocated to Nicaragua](#)
- [● Tariff-Rate Quotas Allocated to Guatemala](#)
- [● Tariff-Rate Quotas Allocated to Bahrain](#)
- [● Tariff-Rate Quotas Allocated to the Dominican Republic](#)
- [● Footnotes](#)



The main Dairy Import table is in Adobe Acrobat [.pdf format.] Click on the icon if you need to download the Adobe Acrobat reader used to view the file.

For further information, contact the U.S. Department of Agriculture, Foreign Agricultural Service, Stop 1021, 1400 Independence Avenue. S.W., Washington, D.C. 20250-1021, telephone (202) 720-2916

IMPORTS OF CHEESE AND OTHER DAIRY PRODUCTS, SUBJECT TO LICENSING REQUIREMENTS
(IN KILOGRAMS)

NOTE NUMBER -----	COMMODITY DESCRIPTION AND COUNTRY OF ORIGIN -----	TARIFF-RATE QUOTA -----	JAN - SEPT 2006 IMPORTS -----	JAN - SEPT 2007 IMPORTS -----	SEPT 2006 -----	SEPT 2007 -----
NOTE 6	BUTTER					
	NEW ZEALAND	150,593	55,680	93,268	0	0
	EU 25 1/					
	DENMARK		4,336	9,299	0	0
	FRANCE		4,644	7,343	521	919
	IRELAND		21,989	17,654	12,401	0
	ITALY		965	420	75	0
	NETHERLANDS		0	456	0	0
	POLAND		2,328	0	0	0
	PORTUGAL		460	1,010	0	0
	UNITED KINGDOM		15,948	24,545	0	0
	EU COUNTRIES TOTAL	96,161	50,670	60,727	12,997	919
	OTHER COUNTRIES					
	ARGENTINA		0	29,618	0	19,338
	AUSTRALIA		11,628	0	9,370	0
	CHILE		0	3,007	0	0
	COLOMBIA		0	1,000	0	0
	ISRAEL		4,566	0	0	0
	NORWAY		0	27,825	0	0
	URUGUAY		4,059	0	4,059	0
	OTHER COUNTRIES TOTAL	73,935	20,253	61,450	13,429	19,338
	ANY COUNTRY 2/					
	ARGENTINA		125,000	400,582	0	42,662
	AUSTRALIA		524,630	36,000	228,155	0
	CHILE		0	35,093	0	0

CONTINUED

IMPORTS OF CHEESE AND OTHER DAIRY PRODUCTS, SUBJECT TO LICENSING REQUIREMENTS
(IN KILOGRAMS)

NOTE NUMBER	COMMODITY DESCRIPTION AND COUNTRY OF ORIGIN	TARIFF-RATE QUOTA	JAN - SEPT 2006 IMPORTS	JAN - SEPT 2007 IMPORTS	SEPT 2006	SEPT 2007
-----	-----	-----	-----	-----	-----	-----
NOTE 6	BUTTER					
	COLOMBIA		0	9,450	0	7,950
	CZECH REPUBLIC		0	40,000	0	0
	DENMARK		188,435	172,547	13,129	20,054
	FRANCE		205,988	260,971	10,926	39,185
	GERMANY		23,573	22,568	1,500	1,484
	ICELAND		0	44,374	0	0
	INDIA		25,000	74,500	0	0
	IRELAND		527,700	343,762	117,453	16,985
	ISRAEL		160,314	0	0	0
	ITALY		8,328	770	119	90
	LITHUANIA		2,460	5,016	0	0
	NETHERLANDS		0	744	0	0
	NEW ZEALAND		2,266,728	1,793,915	377,800	86,597
	NORWAY		0	444,675	0	0
	POLAND		85,096	111,773	6,000	19,920
	PORTUGAL		1,905	0	0	0
	SPAIN		841	725	38	75
	UNITED KINGDOM		82,946	71,659	9,640	5,900
	URUGUAY		63,441	152,000	18,441	0
	ANY COUNTRY TOTAL	6,656,311	4,292,385	4,021,124	783,201	240,902

	COMMODITY TOTAL	6,977,000	4,418,988	4,236,569	809,627	261,159
NOTE 7	DRIED SKIM MILK					
	AUSTRALIA	600,076	1,680	0	1,440	0
	CANADA	219,565	0	0	0	0

CONTINUED

IMPORTS OF CHEESE AND OTHER DAIRY PRODUCTS, SUBJECT TO LICENSING REQUIREMENTS
(IN KILOGRAMS)

NOTE NUMBER	COMMODITY DESCRIPTION AND COUNTRY OF ORIGIN	TARIFF-RATE QUOTA	JAN - SEPT 2006 IMPORTS	JAN - SEPT 2007 IMPORTS	SEPT 2006	SEPT 2007
-----	-----	-----	-----	-----	-----	-----
NOTE 7	DRIED SKIM MILK					
	ANY COUNTRY 2/					
	AUSTRALIA		0	54,000	0	0
	BELARUS		0	114,000	0	57,000
	ITALY		0	45	0	0
	NETHERLANDS		25,600	7,500	0	0
	NEW ZEALAND		0	120,950	0	0
	ANY COUNTRY TOTAL	4,441,359	25,600	296,495	0	57,000
	COMMODITY TOTAL	5,261,000	27,280	296,495	1,440	57,000
NOTE 8	DRIED WHOLE MILK					
	NEW ZEALAND	3,175	0	0	0	0
	ANY COUNTRY 2/					
	AUSTRALIA		165,100	47,950	0	0
	NETHERLANDS		43,590	178,324	0	14,315
	NEW ZEALAND		1,058,145	1,051,537	160,000	0
	ANY COUNTRY TOTAL	3,318,125	1,266,835	1,277,811	160,000	14,315
	COMMODITY TOTAL	3,321,300	1,266,835	1,277,811	160,000	14,315

CONTINUED

IMPORTS OF CHEESE AND OTHER DAIRY PRODUCTS, SUBJECT TO LICENSING REQUIREMENTS
(IN KILOGRAMS)

NOTE NUMBER	COMMODITY DESCRIPTION AND COUNTRY OF ORIGIN	TARIFF-RATE QUOTA	JAN - SEPT 2006 IMPORTS	JAN - SEPT 2007 IMPORTS	SEPT 2006	SEPT 2007
NOTE 12	DR. BUTTERMILK/WHEY					
	CANADA	161,161	0	0	0	0
	NEW ZEALAND	63,820	0	0	0	0
	COMMODITY TOTAL	224,981	0	0	0	0
NOTE 14	BUTTER SUBSTITUTES					
	ANY COUNTRY 2/					
	AUSTRALIA		1,083,200	183,575	0	0
	CANADA		68,229	64,566	8,348	5,246
	INDIA		11,976	95,435	11,976	0
	IRELAND		0	65,044	0	0
	NETHERLANDS		34,949	0	0	0
	NEW ZEALAND		2,587,234	3,396,323	54,000	78,100
	ANY COUNTRY TOTAL	6,080,500	3,785,588	3,804,943	74,324	83,346
	COMMODITY TOTAL	6,080,500	3,785,588	3,804,943	74,324	83,346
NOTE 16	OTHER CHEESE-NSPF					
	ARGENTINA	100,000	27,505	13,290	7,385	2,484
	AUSTRALIA	3,050,000	751,449	1,493,174	9	179,800
	CANADA	1,141,000	639,009	751,643	71,471	54,798
	COSTA RICA	1,550,000	54,921	21,510	0	0
	ICELAND	323,000	0	7,312	0	0
	ISRAEL	673,000	11,943	7,551	5,440	3,460

CONTINUED

IMPORTS OF CHEESE AND OTHER DAIRY PRODUCTS, SUBJECT TO LICENSING REQUIREMENTS
(IN KILOGRAMS)

NOTE NUMBER -----	COMMODITY DESCRIPTION AND COUNTRY OF ORIGIN -----	TARIFF-RATE QUOTA -----	JAN - SEPT 2006 IMPORTS -----	JAN - SEPT 2007 IMPORTS -----	SEPT 2006 -----	SEPT 2007 -----
NOTE 16	OTHER CHEESE-NSPF					
	NEW ZEALAND	11,322,000	8,440,022	7,794,364	684,783	39,934
	NORWAY	150,000	13,775	17,059	0	0
	SWITZERLAND	1,720,000	1,369,624	1,458,532	28,852	49,592
	URUGUAY	250,000	102,650	75,000	22,000	22,000
	EU 25 1/					
	AUSTRIA		362,275	548,815	53,463	102,748
	BELGIUM		20,517	20,384	1,985	2,083
	CYPRUS		17,000	0	17,000	0
	DENMARK		4,677,953	5,121,096	576,120	474,787
	FINLAND		565,936	518,605	58,463	17,622
	FRANCE		1,798,586	1,637,785	218,975	192,216
	GERMANY		143,942	225,908	16,778	22,280
	GREECE		51,629	62,611	0	0
	IRELAND		1,803,579	2,333,554	206,314	298,121
	ITALY		1,427,310	1,663,028	148,717	182,606
	LATVIA		11,236	0	3,855	0
	LITHUANIA		68,440	79,252	0	0
	NETHERLANDS		3,297,984	2,582,182	411,059	276,060
	POLAND		557,733	811,733	71,446	72,383
	PORTUGAL		82,160	48,625	24,325	99
	SLOVENIA		20,000	0	0	0
	SPAIN		186,014	177,168	30,157	20,074
	SWEDEN		435,283	341,923	37,182	55,649
	UNITED KINGDOM		2,113,203	2,085,519	318,959	253,979
	EU SUB-TOTAL	27,493,224	17,640,780	18,258,188	2,194,798	1,970,707
	PORTUGAL	353,000	157,051	110,223	15,036	2,546
	EU COUNTRIES TOTAL	27,846,224	17,797,831	18,368,411	2,209,834	1,973,253
	OTHER COUNTRIES					
	ARMENIA		20,005	2,000	0	0

CONTINUED

IMPORTS OF CHEESE AND OTHER DAIRY PRODUCTS, SUBJECT TO LICENSING REQUIREMENTS
(IN KILOGRAMS)

NOTE NUMBER -----	COMMODITY DESCRIPTION AND COUNTRY OF ORIGIN -----	TARIFF-RATE QUOTA -----	JAN - SEPT 2006 IMPORTS -----	JAN - SEPT 2007 IMPORTS -----	SEPT 2006 -----	SEPT 2007 -----
NOTE 16	OTHER CHEESE-NSPF					
	BULGARIA		16,800	0	0	0
	COLOMBIA		43,165	37,672	14,676	0
	ROMANIA		28,762	16,573	4,170	0
	TURKEY		1,800	13,605	0	13,605
	UKRAINE		10,559	0	0	0
	OTHER COUNTRIES TOTAL	201,635	121,091	69,850	18,846	13,605
	ANY COUNTRY 2/					
	ARGENTINA		30,837	0	21,411	0
	ARMENIA		29,513	39,000	0	20,000
	CANADA		20,423	69,780	9,122	60,280
	COLOMBIA		38,638	109,044	4,050	8,647
	COSTA RICA		763	34,796	763	14,740
	DENMARK		0	53,778	0	53,778
	EGYPT		9,475	0	9,475	0
	FRANCE		0	758	0	758
	GERMANY		1,021	0	1,021	0
	ITALY		0	25,226	0	8,208
	NETHERLANDS		0	30,501	0	30,501
	NEW ZEALAND		260,912	0	260,912	0
	NORWAY		2,413	5,343	970	3,826
	POLAND		77,679	40,302	24,410	16,525
	ROMANIA		3,671	0	3,671	0
	SPAIN		0	572	0	0
	SWITZERLAND		217,178	275,769	144,228	194,246
	TURKEY		12,330	0	12,330	0
	UKRAINE		10,499	0	0	0
	UNITED KINGDOM		15,369	27,261	15,369	27,261

CONTINUED

IMPORTS OF CHEESE AND OTHER DAIRY PRODUCTS, SUBJECT TO LICENSING REQUIREMENTS
(IN KILOGRAMS)

NOTE NUMBER	COMMODITY DESCRIPTION AND COUNTRY OF ORIGIN	TARIFF-RATE QUOTA	JAN - SEPT 2006 IMPORTS	JAN - SEPT 2007 IMPORTS	SEPT 2006	SEPT 2007
NOTE 16	OTHER CHEESE-NSPF URUGUAY		13,088	0	6,738	0
	ANY COUNTRY TOTAL	300,000	743,809	712,130	514,470	438,770
<hr/>						
	COMMODITY TOTAL	48,626,859	30,073,629	30,789,826	3,563,090	2,777,696
NOTE 17	BLUE MOLD					
	ARGENTINA	2,000	2,000	0	0	0
	CHILE	80,000	0	0	0	0
	EU 25 1/					
	DENMARK		1,174,667	1,116,414	201,472	215,176
	FRANCE		104,052	112,114	9,201	9,024
	GERMANY		203,792	299,979	0	30,027
	IRELAND		3,374	1,759	0	454
	ITALY		218,332	176,976	15,791	16,421
	NETHERLANDS		2,081	2,540	0	910
	SPAIN		21,839	17,152	2,850	0
	UNITED KINGDOM		23,972	31,313	1,856	1,172
	EU COUNTRIES TOTAL	2,829,000	1,752,109	1,758,247	231,170	273,184
	ANY COUNTRY 2/					
	GERMANY		0	14,870	0	0
	ANY COUNTRY TOTAL	0	0	14,870	0	0
<hr/>						
	COMMODITY TOTAL	2,911,000	1,754,109	1,773,117	231,170	273,184

CONTINUED

IMPORTS OF CHEESE AND OTHER DAIRY PRODUCTS, SUBJECT TO LICENSING REQUIREMENTS
(IN KILOGRAMS)

NOTE NUMBER	COMMODITY DESCRIPTION AND COUNTRY OF ORIGIN	TARIFF-RATE QUOTA	JAN - SEPT 2006 IMPORTS	JAN - SEPT 2007 IMPORTS	SEPT 2006	SEPT 2007
-----	-----	-----	-----	-----	-----	-----
NOTE 18	CHEDDAR					
	AUSTRALIA	2,450,000	1,772,264	2,005,798	80,000	374,780
	CHILE	220,000	0	0	0	0
	NEW ZEALAND	8,200,000	7,426,107	6,428,620	9,035	154,916
	EU 25 1/					
	DENMARK		315	0	0	0
	IRELAND		268,187	342,832	4,200	30,577
	POLAND		180	80	0	0
	UNITED KINGDOM		540,306	623,318	72,719	149,822
	EU COUNTRIES TOTAL	1,313,000	808,988	966,230	76,919	180,399
	OTHER COUNTRIES					
	ARGENTINA		0	18,513	0	0
	INDIA		0	5,514	0	0
	JAMAICA		92,425	65,268	0	0
	OTHER COUNTRIES TOTAL	139,889	92,425	89,295	0	0
	ANY COUNTRY 2/					
	JAMAICA		0	23,611	0	0
	NEW ZEALAND		53,600	0	53,600	0
	UNITED KINGDOM		9,500	41,479	752	13,991
	ANY COUNTRY TOTAL	100,000	63,100	65,090	54,352	13,991
	COMMODITY TOTAL	12,422,889	10,162,884	9,555,033	220,306	724,086

CONTINUED

IMPORTS OF CHEESE AND OTHER DAIRY PRODUCTS, SUBJECT TO LICENSING REQUIREMENTS
(IN KILOGRAMS)

NOTE NUMBER	COMMODITY DESCRIPTION AND COUNTRY OF ORIGIN	TARIFF-RATE QUOTA	JAN - SEPT 2006 IMPORTS	JAN - SEPT 2007 IMPORTS	SEPT 2006	SEPT 2007
NOTE 19	AMERICAN-TYPE INCLUDING COLBY					
	AUSTRALIA	1,000,000	427,560	360,000	0	60,000
	NEW ZEALAND	2,000,000	1,485,957	1,504,564	54,132	106,186
	EU 25 1/ UNITED KINGDOM		0	247,053	0	76,053
	EU COUNTRIES TOTAL	354,000	0	247,053	0	76,053
	OTHER COUNTRIES JAMAICA		92,325	24,457	0	5,837
	OTHER COUNTRIES TOTAL	168,556	92,325	24,457	0	5,837
	COMMODITY TOTAL	3,522,556	2,005,842	2,136,074	54,132	248,076
NOTE 20	EDAM & GOUDA					
	ARGENTINA	235,000	75,703	69,651	0	0
	NORWAY	167,000	0	0	0	0
	EU 25 1/ AUSTRIA		20,561	504	0	504
	DENMARK		1,260	19,186	0	0
	FINLAND		51,983	90,222	4,578	7,522
	FRANCE		1,536	0	0	0
	GERMANY		22,691	18,729	105	630
	IRELAND		0	873	0	0
	LITHUANIA		9,500	0	0	0

CONTINUED

IMPORTS OF CHEESE AND OTHER DAIRY PRODUCTS, SUBJECT TO LICENSING REQUIREMENTS
(IN KILOGRAMS)

NOTE NUMBER	COMMODITY DESCRIPTION AND COUNTRY OF ORIGIN	TARIFF-RATE QUOTA	JAN - SEPT 2006 IMPORTS	JAN - SEPT 2007 IMPORTS	SEPT 2006	SEPT 2007
NOTE 20	EDAM & GOUDA					
	NETHERLANDS		3,660,117	3,984,167	542,235	484,471
	POLAND		122,041	26,326	6,374	2,216
	PORTUGAL		12,630	5,475	6,201	0
	UNITED KINGDOM		0	24,789	0	0
	EU COUNTRIES TOTAL	6,389,000	3,902,319	4,170,271	559,493	495,343
	OTHER COUNTRIES					
	URUGUAY		14,262	0	14,262	0
	OTHER COUNTRIES TOTAL	25,402	14,262	0	14,262	0
	ANY COUNTRY 2/					
	ARGENTINA		12,581	0	12,581	0
	NETHERLANDS		55,858	59,584	24,825	52,477
	ANY COUNTRY TOTAL	0	68,439	59,584	37,406	52,477
	COMMODITY TOTAL	6,816,402	4,060,723	4,299,506	611,161	547,820
NOTE 21	ITALIAN-TYPE					
	ARGENTINA	6,383,000	4,550,565	2,294,235	357,762	415,668
	ROMANIA	500,000	0	0	0	0
	URUGUAY	1,178,000	631,500	556,830	266,000	88,000
	EU 25 1/					
	FRANCE		937	0	0	0

CONTINUED

IMPORTS OF CHEESE AND OTHER DAIRY PRODUCTS, SUBJECT TO LICENSING REQUIREMENTS
(IN KILOGRAMS)

NOTE NUMBER	COMMODITY DESCRIPTION AND COUNTRY OF ORIGIN	TARIFF-RATE QUOTA	JAN - SEPT 2006 IMPORTS	JAN - SEPT 2007 IMPORTS	SEPT 2006	SEPT 2007
-----	-----	-----	-----	-----	-----	-----
NOTE 21	ITALIAN-TYPE					
	ITALY		3,127,066	3,685,697	485,023	474,712
	POLAND		59,251	0	39,237	0
	SPAIN		1,047	0	1,047	0
	EU COUNTRIES TOTAL	5,407,000	3,188,301	3,685,697	525,307	474,712
	OTHER COUNTRIES TOTAL	13,064	0	0	0	0
	ANY COUNTRY 2/ ITALY		0	240,945	0	86,142
	ANY COUNTRY TOTAL	0	0	240,945	0	86,142
	COMMODITY TOTAL	13,481,064	8,370,366	6,777,707	1,149,069	1,064,522
NOTE 22	GRUYERE-PROCESSED SWITZERLAND	1,850,000	310,286	467,442	96,039	157,641
	EU 25 1/ AUSTRIA		91,263	29,067	2,822	1,361
	FRANCE		136,177	124,365	19,175	15,295
	GERMANY		1,923,764	2,113,325	114,451	274,781
	ITALY		15,241	4,546	0	0
	NETHERLANDS		788,352	800,470	132,571	92,562
	POLAND		326	0	0	0
	SPAIN		934	467	467	0
	EU COUNTRIES TOTAL	5,925,000	2,956,057	3,072,240	269,486	383,999
	OTHER COUNTRIES EGYPT		6,649	7,843	3,198	0

CONTINUED

IMPORTS OF CHEESE AND OTHER DAIRY PRODUCTS, SUBJECT TO LICENSING REQUIREMENTS
(IN KILOGRAMS)

NOTE NUMBER	COMMODITY DESCRIPTION AND COUNTRY OF ORIGIN	TARIFF-RATE QUOTA	JAN - SEPT 2006 IMPORTS	JAN - SEPT 2007 IMPORTS	SEPT 2006	SEPT 2007

NOTE 22	GRUYERE-PROCESSED					
	OTHER COUNTRIES TOTAL	79,833	6,649	7,843	3,198	0

	COMMODITY TOTAL	7,854,833	3,272,992	3,547,525	368,723	541,640
NOTE 23	OTHER CHEESE-NSPF-LOWFAT					
	ISRAEL	50,000	0	0	0	0
	NEW ZEALAND	1,000,000	0	0	0	0
	EU 25 1/					
	DENMARK		307,238	480,060	0	19,197
	IRELAND		310,520	359,480	32,680	32,680
	EU COUNTRIES TOTAL	4,424,907	617,758	839,540	32,680	51,877

	COMMODITY TOTAL	5,474,907	617,758	839,540	32,680	51,877
NOTE 25	SWISS AND EMMENTHALER CHEESE WITH EYE FORMATION					
	ARGENTINA	80,000	702	0	0	0
	AUSTRALIA	500,000	119,154	0	0	0
	CANADA	70,000	0	0	0	0
	ICELAND	300,000	0	0	0	0
	ISRAEL	27,000	0	0	0	0
	NORWAY	6,883,000	5,229,651	5,167,262	487,441	507,459
	SWITZERLAND	3,630,000	1,737,560	1,709,706	206,792	150,876

CONTINUED

IMPORTS OF CHEESE AND OTHER DAIRY PRODUCTS, SUBJECT TO LICENSING REQUIREMENTS
(IN KILOGRAMS)

NOTE NUMBER	COMMODITY DESCRIPTION AND COUNTRY OF ORIGIN	TARIFF-RATE QUOTA	JAN - SEPT 2006 IMPORTS	JAN - SEPT 2007 IMPORTS	SEPT 2006	SEPT 2007
-----	-----	-----	-----	-----	-----	-----
NOTE 25	SWISS AND EMMENTHALER CHEESE WITH EYE FORMATION					
	EU 25 1/					
	AUSTRIA		62,135	45,159	9,454	8,997
	BELGIUM		1,548	878	65	0
	DENMARK		862,115	723,589	72,371	49,287
	FINLAND		6,965,006	6,796,123	629,708	716,355
	FRANCE		2,122,431	2,463,452	346,927	330,797
	GERMANY		546,745	146,623	105,325	21,100
	HUNGARY		100,000	183,881	0	40,000
	IRELAND		828,113	1,180,354	87,585	234,319
	ITALY		615	22,950	0	22,308
	LITHUANIA		6,002	0	0	0
	NETHERLANDS		169,470	144,470	21,807	11,374
	POLAND		168,526	221,356	15,297	5,717
	SWEDEN		36,564	48,473	0	0
	EU COUNTRIES TOTAL	22,900,000	11,869,270	11,977,308	1,288,539	1,440,254
	OTHER COUNTRIES TOTAL	85,276	0	0	0	0
	ANY COUNTRY 2/					
	GERMANY		18,430	0	18,430	0
	NORWAY		121,556	0	86,556	0
	ANY COUNTRY TOTAL	0	139,986	0	104,986	0
	COMMODITY TOTAL	34,475,276	19,096,323	18,854,276	2,087,758	2,098,589
	GRAND TOTAL CHEESE 3/	135,585,786	79,414,626	78,572,604	8,318,089	8,327,490

**IMPORTS UNDER TARIFF-RATE QUOTA, NOT SUBJECT TO LICENSING REQUIREMENTS
(ADMINISTERED ON A FIRST-COME, FIRST-SERVED BASIS BY THE U.S. CUSTOMS SERVICE)**

CHAPTER AND NOTE NUMBER	COMMODITY DESCRIPTION AND COUNTRY ORIGIN		TARIFF-RATE QUOTA		JAN. – SEP. 2006 IMPORTS	JAN. – SEP. 2007 IMPORTS
CHAPTER 4						
NOTE 5	Milk and Cream: fluid or frozen, fresh or sour					
	New Zealand		5,678,117	li	0	0
	Any Country		1,016,723	li	283,537	496,464
		Total	6,694,840	li	283,537	496,464
NOTE 9	Dried Milk & Cream					
	Any Country		99,500	kgs	5,776	1,080
		Total	99,500	kgs	5,776	1,080
NOTE 10	Dairy Products: Articles containing over 5.5% but not over 45% by weight of butterfat					
	Australia		1,016,046	kgs	1,016,046	1,016,046
	Belgium and Denmark (aggregate)		154,221	kgs	154,221	154,221
	Any Country		2,934,733	kgs	2,934,733	2,934,733
		Total	4,105,000	kgs	4,105,000	4,105,000
NOTE 11	Milk and Cream, Condensed in airtight containers					
	Australia		91,625	kgs	0	2
	Canada		994,274	kgs	139,462	180,415
	Denmark		605,092	kgs	0	0
	Netherlands		153,314	kgs	153,314	153,314
	In other than airtight containers					
	Canada		2,267	kgs	0	0
		Sub-Total	1,846,572	kgs	292,776	333,731

IMPORTS UNDER TARIFF-RATE QUOTA, NOT SUBJECT TO LICENSING REQUIREMENTS
(ADMINISTERED ON A FIRST-COME, FIRST-SERVED BASIS BY THE U.S. CUSTOMS SERVICE)

CHAPTER AND NOTE NUMBER	COMMODITY DESCRIPTION AND COUNTRY ORIGIN		TARIFF-RATE QUOTA		JAN. – SEP. 2006 IMPORTS	JAN. – SEP. 2007 IMPORTS
NOTE 11 (cont.)	Milk and Cream, Evaporated in airtight Containers 4/					
	Canada		31,751	kgs	25	1
	Denmark		4,989	kgs	0	0
	Germany		9,979	kgs	0	0
	Netherlands		548,393	kgs	145,862	257,461
		Sub-Total	595,112	kgs	145,887	257,462
	Milk and Cream, Condensed or Evaporated Any Country		4,415,616	kgs	4,415,616	4,415,616
		Total	6,857,300	kgs	4,854,279	5,006,809
NOTE 12	Dried Buttermilk and Whey					
	Any Country	Total	71,019	kgs	200	45,479
NOTE 18	Natural Cheddar cheese made from unpasteurized milk and aged not less than 9 months					
	Canada		833,417	kgs	561,514	496,278
		Total	833,417	kgs	561,514	496,278
CHAPTER 18 NOTE 2	Chocolate containing over 5.5% butterfat (except for retail)					
	Australia		2,000,000	kgs	0	0
	Ireland		4,286,491	kgs	4,286,491	0
	Netherlands		45,359	kgs	0	0
	United Kingdom		3,379,297	kgs	0	20
	New Zealand		1	kgs	0	0
	Any Country		16,456,552	kgs	9,082,418	14,516,618
	Total		26,167,700	kgs	13,368,909	14,516,638

IMPORTS UNDER TARIFF-RATE QUOTA, NOT SUBJECT TO LICENSING REQUIREMENTS
(ADMINISTERED ON A FIRST-COME, FIRST-SERVED BASIS BY THE U.S. CUSTOMS SERVICE)

--	--	--	--	--	--	--


IMPORTS UNDER TARIFF-RATE QUOTA, NOT SUBJECT TO LICENSING REQUIREMENTS
(ADMINISTERED ON A FIRST-COME, FIRST-SERVED BASIS BY THE U.S. CUSTOMS SERVICE)

CHAPTER AND NOTE NUMBER	COMMODITY DESCRIPTION AND COUNTRY OF ORIGIN		TARIFF-RATE QUOTA		JAN. – SEP. 2006 IMPORTS	JAN. – SEP. 2007 IMPORTS
CHAPTER 18 NOTE 3	Chocolate containing 5.5% or less butterfat (except for retail)					
	Ireland		1,700,988	kgs	0	0
	United Kingdom		421,845	kgs	255	871
	New Zealand		1	kgs	0	0
		Total	2,122,834	kgs	255	871
CHAPTER 19 NOTE 2	Infant Formula					
	Any Country	Total	100,000	kgs	1,839	111
CHAPTER 21 NOTE 5	Ice Cream					
	Belgium		922,315	li	0	0
	Denmark		13,059	li	0	0
	Netherlands		104,477	li	0	0
	Jamaica		3,596	li	0	0
	New Zealand		589,312	li	13,044	350
	Any Country		4,035,087	li	4,035,087	4,035,087
		Total	5,667,846	li	4,048,131	4,035,437
CHAPTER 23 NOTE 2	Animal Feeds containing milk or milk derivatives					
	Australia		56,699	kgs	0	0
	Ireland		5,470,323	kgs	0	0
	United Kingdom		83,914	kgs	0	0
	New Zealand		1,782,618	kgs	0	0
	Any Country		6,146	kgs	0	6,146
		Total	7,399,700	kgs	0	0


IMPORTS UNDER TARIFF-RATE QUOTA, NOT SUBJECT TO LICENSING REQUIREMENTS
(ADMINISTERED ON A FIRST-COME, FIRST-SERVED BASIS BY THE U.S. CUSTOMS SERVICE)

IMPORTS OF HIGH-TIER CHEESE AND OTHER DAIRY PRODUCTS
(IN KILOGRAMS)



NOTE NUMBER	COMMODITY DESCRIPTION	JAN - SEPT. 2006 IMPORTS	JAN - SEPT. 2007 IMPORTS
Note 6	Butter	250,358	157,440
Note 7	Dried Skim Milk	30,897	4,078
Note 8	Dried Whole Milk	49,641	49,229
Note 12	Dr. Buttermilk/Whey	10,323	1,906
Note 14	Butter Substitutes	115,557	129,592
Note 16	Other Cheese NSPF	1,160,149	1,082,970
Note 17	Blue-Mold	1,172,897	1,100,222
Note 18	Cheddar	276,362	763,276
Note 19	American-Type	3,618,374	4,821,268
Note 20	Edam/Gouda	247,133	35,863
Note 21	Italian-Type	4,545,198	4,698,338
Note 22	Gruyere-Processed	54,685	5,613
Note 23	LowFat	82,664	134,183
Note 25	Swiss/Emmenthaler	28,024	20,566
TOTAL		<u>11,642,262</u>	<u>13,004,544</u>




United States Department of Agriculture
Foreign Agricultural Service

Linking U.S. Agriculture 
FAS to the World

Since 1984, using the Cochran Program, FAS has provided agricultural training to more than 8,400 participants from over 85 countries. [Show Factoids](#)





[Home](#)
[About FAS](#)
[Newsroom](#)
[Opportunities](#)
[FAS Offices](#)
[Help](#)
[Contact Us](#)

You are here: [Home](#) / [Current World Production, Market and Trade Reports](#) / [Trade Reports Archives](#) / [Dairy Monthly Imports Archives](#) / [Dairy Monthly Imports](#)

Search FAS

Search All USDA

[Search Tips](#)

[Database-specific Searches](#)

Browse by Audience

Information for...


Browse by Subject

- [Programs and Opportunities](#)
- [Market and Trade Data](#)
- [Issues and Policies](#)
- [Commodities and Products](#)
- [U.S. Exporter Assistance](#)
- [Buying U.S. Products](#)
- [News and Events](#)
- [Publications](#)


Tariff-Rate Quotas Established by Free Trade Agreements

Tariff-Rate Quotas					
Chapter and Note Number	Commodity Description and Country of Origin	2007 Tariff-Rate Quota	Measure	Jan.–Sept. 2006 Imports	Jan.–Sept. 2007 Imports
U.S.–Chile Free Trade Agreement					
11/	Dairy Products, entered under Harmonized Tariff Schedule Subheading 9911.04.01	368,000	kgs	38,100	357,625
12/	Dairy Products, entered under Harmonized Tariff Schedule Subheading 9911.04.10	1,014,000	kgs	62,208	287,688
13/	Dairy Products, entered under Harmonized Tariff Schedule Subheading 9911.04.30	554,000	kgs	439,375	478,029
14/	Dairy Products, entered under Harmonized Tariff Schedule Subheading 9911.04.70	599,000	kgs	560,000	562,026
15/	Dairy Products, entered under Harmonized Tariff Schedule Subheading 9911.04.90	1,754,000	kgs	250,975	104,730








[FAS Home](#) | [USDA.gov](#) | [Economic Research Service \(ERS\)](#) | [World Agricultural Outlook Board \(WAOB\)](#) | [Trade Links](#) | [FOIA](#) | [Accessibility Statement](#) | [Privacy Policy](#) | [Non-Discrimination Statement](#) | [Information Quality](#) | [USA.gov](#) | [White House](#) | [Site Map](#)



United States Department of Agriculture
Foreign Agricultural Service

Linking U.S. Agriculture 
FAS to the World

FAS employs about 420 people covering food and agricultural production, consumer trends, and trade issues in about 130 countries. [Show Factoids](#)

[Home](#)
[About FAS](#)
[Newsroom](#)
[Opportunities](#)
[FAS Offices](#)
[Help](#)
[Contact Us](#)

You are here: [Home](#) / [Current World Production, Market and Trade Reports](#) / [Trade Reports Archives](#) / [Dairy Monthly Imports Archives](#) / [Dairy Monthly Imports](#)

Tariff-Rate Quotas Established by Free Trade Agreements

Tariff-Rate Quotas					
Chapter and Note Number	Commodity Description and Country of Origin	2007 Tariff-Rate Quota	Measure	Jan.–Sept. 2006 Imports	Jan.–Sept. 2007 Imports
U.S.–Israel Free Trade Agreement					
16/	Butter, Fresh or Sour Cream entered under Harmonized Tariff Schedule Subheading 9908.04.01	443,370	kgs	422,258	215,745
17/	Dried Milk entered under Harmonized Tariff Schedule Subheading 9908.04.03	1,267,563	kgs	0	2,400
18/	Cheese entered under Harmonized Tariff Schedule Subheading 9908.04.05	1,397,598	kgs	114,893	16,880
19/	Ice Cream entered under Harmonized Tariff Schedule Subheading 9908.21.01	442,901	kgs	0	13,994

Search FAS

Search All USDA

[Search Tips](#)

[Database-specific Searches](#)

Browse by Audience

Information for...

Browse by Subject

- [Programs and Opportunities](#)
- [Market and Trade Data](#)
- [Issues and Policies](#)
- [Commodities and Products](#)
- [U.S. Exporter Assistance](#)
- [Buying U.S. Products](#)
- [News and Events](#)
- [Publications](#)

[FAS Home](#) | [USDA.gov](#) | [Economic Research Service \(ERS\)](#) | [World Agricultural Outlook Board \(WAOB\)](#) | [Trade Links](#) | [FOIA Accessibility Statement](#) | [Privacy Policy](#) | [Non-Discrimination Statement](#) | [Information Quality](#) | [USA.gov](#) | [White House](#) | [Site Map](#)



United States Department of Agriculture
Foreign Agricultural Service

Linking U.S. Agriculture 
FAS to the World

FAS employs about 420 people covering food and agricultural production, consumer trends, and trade issues in about 130 countries.

[Show Factoids](#)









[Home](#) [About FAS](#) [Newsroom](#) [Opportunities](#) [FAS Offices](#) [Help](#) [Contact Us](#)

Search FAS

Search All USDA

[Search Tips](#)

[Database-specific Searches](#)

Browse by Audience

Information for...

Browse by Subject

- [▶ Programs and Opportunities](#)
- [▶ Market and Trade Data](#)
- [▶ Issues and Policies](#)
- [▶ Commodities and Products](#)
- [▶ U.S. Exporter Assistance](#)
- [▶ Buying U.S. Products](#)
- [▶ News and Events](#)
- [▶ Publications](#)


You are here: [Home](#) / [Current World Production, Market and Trade Reports](#) / [Trade Reports Archives](#) / [Dairy Monthly Imports Archives](#) / [Dairy Monthly Imports](#)

Tariff-Rate Quotas Established by Free Trade Agreements


Tariff-Rate Quotas					
Chapter and Note Number	Commodity Description and Country of Origin	2007 Tariff-Rate Quota	Measure	Jan.–Sept. 2006 Imports	Jan.–Sept. 2007 Imports
U.S.–Jordan Free Trade Agreement					
5/	Dairy Products, entered under Harmonized Tariff Schedule Subheading 9909.04.05	229,000	kgs	66	0

[FAS Home](#) | [USDA.gov](#) | [Economic Research Service \(ERS\)](#) | [World Agricultural Outlook Board \(WAOB\)](#) | [Trade Links](#) | [FOIA](#)








[Accessibility Statement](#) | [Privacy Policy](#) | [Non-Discrimination Statement](#) | [Information Quality](#) | [USA.gov](#) | [White House](#) | [Site Map](#)



United States Department of Agriculture
Foreign Agricultural Service

Linking U.S. Agriculture 
FAS to the World

FAS employs about 420 people covering food and agricultural production, consumer trends, and trade issues in about 130 countries.
Show Factoids

[Home](#) [About FAS](#) [Newsroom](#) [Opportunities](#) [FAS Offices](#) [Help](#) [Contact Us](#)

Search FAS

Search All USDA

Search Tips

Database-specific Searches

Browse by Audience

Information for...

Browse by Subject

- [Programs and Opportunities](#)
- [Market and Trade Data](#)
- [Issues and Policies](#)
- [Commodities and Products](#)
- [U.S. Exporter Assistance](#)
- [Buying U.S. Products](#)
- [News and Events](#)
- [Publications](#)

You are here: [Home](#) / [Current World Production, Market and Trade Reports](#) / [Trade Reports Archives](#) / [Dairy Monthly Imports Archives](#) / [Dairy Monthly Imports](#)

Tariff-Rate Quotas Established by Free Trade Agreements

Tariff-Rate Quotas					
Chapter and Note Number	Commodity Description and Country of Origin	2007 Tariff-Rate Quota	Measure	Jan.–Sept. 2006 Imports	Jan.–Sept. 2007 Imports
U.S.–Singapore Free Trade Agreement					
6/	Dairy Products, entered under Harmonized Tariff Schedule Subheading 9910.04.01	1,330	li	0	0
7/	Dairy Products, entered under Harmonized Tariff Schedule Subheading 9910.04.10	6,655	kgs	0	0
8/	Dairy Products, entered under Harmonized Tariff Schedule Subheading 9910.04.30	6,665	kgs	0	0
9/	Dairy Products, entered under Harmonized Tariff Schedule Subheading 9910.04.50	6,655	kgs	0	0
10/	Dairy Products, entered under Harmonized Tariff Schedule Subheading 9910.04.90	19,965	kgs	0	0

[FAS Home](#) | [USDA.gov](#) | [Economic Research Service \(ERS\)](#) | [World Agricultural Outlook Board \(WAOB\)](#) | [Trade Links](#) | [FOIA](#) | [Accessibility Statement](#) | [Privacy Policy](#) | [Non-Discrimination Statement](#) | [Information Quality](#) | [USA.gov](#) | [White House](#) | [Site Map](#)

FAS employs about 420 people covering food and agricultural production, consumer trends, and trade issues in about 130 countries.

Show Factoids 
[Home](#) [About FAS](#) [Newsroom](#) [Opportunities](#) [FAS Offices](#) [Help](#) [Contact Us](#)

Search FAS

 Search All USDA Search Tips Database-specific Searches

Browse by Audience

Information for...

Browse by Subject


▶ [Programs and Opportunities](#)▶ [Market and Trade Data](#)▶ [Issues and Policies](#)▶ [Commodities and Products](#)▶ [U.S. Exporter Assistance](#)▶ [Buying U.S. Products](#)▶ [News and Events](#)▶ [Publications](#)
 You are here: [Home](#) / [Current World Production, Market and Trade Reports](#) / [Trade Reports Archives/](#) [Dairy Monthly Imports Archives](#) / [Dairy Monthly Imports](#)

Tariff-Rate Quotas Established by Free Trade Agreements


Tariff-Rate Quotas					
Chapter and Note Number	Commodity Description and Country of Origin	2007 Tariff-Rate Quota	Measure	Jan.–Sept. 2006 Imports	Jan.–Sept. 2007 Imports
U.S.–Australia Free Trade Agreement					
20/	Cream and Ice Cream, entered under Harmonized Tariff Schedule Subheading 9913.04.05	8,427,000	li	33	249,231
21/	Butter, entered under Harmonized Tariff Schedule Subheading 9913.04.10	1,591,000	kgs	978,780	734,825
22/	Non-fat Dried Milk Powder and Skim Milk Powder, entered under Harmonized Tariff Schedule Subheading 9913.04.15	106,000	kgs	0	0
23/	Other Milk Powder, entered under Harmonized Tariff Schedule Subheading 9913.04.20	4,326,000	kgs	1,389,516	1,236,650
24/	Other Dairy Products, entered under Harmonized Tariff Schedule Subheading 9913.04.25	1,685,000	kgs	779,400	846,931
25/	Condensed milk, entered under Harmonized Tariff Schedule Subheading 9913.04.30	3,371,000	kgs	396,000	503
26/	Other Cheese, entered under Harmonized Tariff Schedule Subheading 9913.04.35	3,859,000	kgs	492,965	1,392,528
27/	European-type Cheese, entered under Harmonized Tariff Schedule Subheading 9913.04.40	2,205,000	kgs	387,551	775,272
28/	Cheddar Cheese, entered under Harmonized Tariff Schedule Subheading 9913.04.45	796,000	kgs	332,736	415,957

29/	American Cheese, entered under Harmonized Tariff Schedule Subheading 9913.04.50	530,000	kgs	58,340	242,616
30/	Goya Cheese, entered under Harmonized Tariff Schedule Subheading 9913.04.55	2,756,000	kgs	2,135,678	1,789,789
31/	Swiss-type Cheese, entered under Harmonized Tariff Schedule Subheading 9913.04.65	551,000	kgs	0	37,583








[FAS Home](#) | [USDA.gov](#) | [Economic Research Service \(ERS\)](#) | [World Agricultural Outlook Board \(WAOB\)](#) | [Trade Links](#) | [FOIA](#)
[Accessibility Statement](#) | [Privacy Policy](#) | [Non-Discrimination Statement](#) | [Information Quality](#) | [USA.gov](#) | [White House](#) | [Site Map](#)



United States Department of Agriculture
Foreign Agricultural Service

Linking U.S. Agriculture 
FAS to the World

FAS employs about 420 people covering food and agricultural production, consumer trends, and trade issues in about 130 countries. [Show Factoids](#)

[Home](#) [About FAS](#) [Newsroom](#) [Opportunities](#) [FAS Offices](#) [Help](#) [Contact Us](#)

You are here: [Home](#) / [Current World Production, Market and Trade Reports](#) / [Trade Reports Archives](#) / [Dairy Monthly Imports Archives](#) / [Dairy Monthly Imports](#)

Tariff-Rate Quotas Established by Free Trade Agreements

Tariff-Rate Quotas					
Chapter and Note Number	Commodity Description and Country of Origin	2007 Tariff-Rate Quota	Measure	Jan.–Sept. 2006 Imports	Jan.–Sept. 2007 Imports
U.S.–Morocco Free Trade Agreement					
32/	Dairy Products, entered under Harmonized Tariff Schedule Subheading 9912.04.01	1,622	li.	0	0
33/	Dairy Products, entered under Harmonized Tariff Schedule Subheading 9912.04.10	10,816	kgs.	0	0
34/	Butter, entered under Harmonized Tariff Schedule Subheading 9912.04.20	10,816	kgs.	0	0
35/	Other Dairy Products, entered under Harmonized Tariff Schedule Subheading 9912.04.30	16,224	kgs.	0	0
36/	Cheese, entered under Harmonized Tariff Schedule Subheading 9912.04.70	32,448	kgs	0	0

Search FAS

Search All USDA

[Search Tips](#)

[Database-specific Searches](#)


Browse by Audience

Information for...


Browse by Subject

- [Programs and Opportunities](#)
- [Market and Trade Data](#)
- [Issues and Policies](#)
- [Commodities and Products](#)
- [U.S. Exporter Assistance](#)
- [Buying U.S. Products](#)
- [News and Events](#)
- [Publications](#)

[FAS Home](#) | [USDA.gov](#) | [Economic Research Service \(ERS\)](#) | [World Agricultural Outlook Board \(WAOB\)](#) | [Trade Links](#) | [FOIA](#) | [Accessibility Statement](#) | [Privacy Policy](#) | [Non-Discrimination Statement](#) | [Information Quality](#) | [USA.gov](#) | [White House](#) | [Site Map](#)










United States Department of Agriculture
Foreign Agricultural Service

Linking U.S. Agriculture 
FAS to the World

FAS employs about 420 people covering food and agricultural production, consumer trends, and trade issues in about 130 countries.

[Show Factoids](#)

[Home](#) [About FAS](#) [Newsroom](#) [Opportunities](#) [FAS Offices](#) [Help](#) [Contact Us](#)

Search FAS

Search All USDA

[Search Tips](#)

[Database-specific Searches](#)

Browse by Audience

Information for...

Browse by Subject


- [Programs and Opportunities](#)
- [Market and Trade Data](#)
- [Issues and Policies](#)
- [Commodities and Products](#)
- [U.S. Exporter Assistance](#)
- [Buying U.S. Products](#)
- [News and Events](#)
- [Publications](#)

You are here: [Home](#) / [Current World Production, Market and Trade Reports](#) / [Trade Reports Archives](#) / [Dairy Monthly Imports Archives](#) / [Dairy Monthly Imports](#)


Tariff-Rate Quotas Established by Free Trade Agreements

Tariff-Rate Quotas					
Chapter and Note Number	Commodity Description and Country of Origin	2007 Tariff-Rate Quota	Measure	Jan.–Sept. 2006 Imports	Jan.–Sept. 2007 Imports
U.S.–El Salvador Free Trade Agreement					
37/	Fresh Milk under Harmonized Tariff Schedule Subheading 9915.04.01	385,051	li	0	0
38/	Butter under Harmonized Tariff Schedule Subheading 9915.04.05	63,000	kgs	0	0
39/	Other Dairy entered under Harmonized Tariff Schedule Subheading 9915.04.30	126,000	kgs	0	644
40/	Cheese, entered under Harmonized Tariff Schedule Subheading 9915.04.80	473,000	kgs	47,073	110,512
41/	Ice Cream entered under Harmonized Tariff Schedule Subheading 9915.21.05	81,554	kgs	0	0








[FAS Home](#) | [USDA.gov](#) | [Economic Research Service \(ERS\)](#) | [World Agricultural Outlook Board \(WAOB\)](#) | [Trade Links](#) | [FOIA](#) | [Accessibility Statement](#) | [Privacy Policy](#) | [Non-Discrimination Statement](#) | [Information Quality](#) | [USA.gov](#) | [White House](#) | [Site Map](#)



United States Department of Agriculture
Foreign Agricultural Service

Linking U.S. Agriculture 
FAS to the World

FAS employs about 420 people covering food and agricultural production, consumer trends, and trade issues in about 130 countries. [Show Factoids](#)

[Home](#)
[About FAS](#)
[Newsroom](#)
[Opportunities](#)
[FAS Offices](#)
[Help](#)
[Contact Us](#)

You are here: [Home](#) / [Current World Production, Market and Trade Reports](#) / [Trade Reports Archives](#) / [Dairy Monthly Imports Archives](#) / [Dairy Monthly Imports](#)

Tariff-Rate Quotas Established by Free Trade Agreements

Tariff-Rate Quotas					
Chapter and Note Number	Commodity Description and Country of Origin	2007 Tariff-Rate Quota	Measure	Jan.–Sept. 2006 Imports	Jan.–Sept. 2007 Imports
U.S.–Honduras Free Trade Agreement					
42/	Fresh milk and cream under Harmonized Tariff Schedule Subheading 9915.04.01	588,272	li	0	0
43/	Butter under Harmonized Tariff Schedule Subheading 9915.04.05	105,000	kgs	95,818	90,637
44/	Cheese entered under Harmonized Tariff Schedule Subheading 9915.04.80	368,000	kgs	74,504	0
45/	Cheese entered under Harmonized Tariff Schedule Subheading 9915.21.05	50,971	kgs	0	0

FAS Home | [USDA.gov](#) | [Economic Research Service \(ERS\)](#) | [World Agricultural Outlook Board \(WAOB\)](#) | [Trade Links](#) | [FOIA](#) | [Accessibility Statement](#) | [Privacy Policy](#) | [Non-Discrimination Statement](#) | [Information Quality](#) | [USA.gov](#) | [White House](#) | [Site Map](#)

Search FAS


 Search All USDA Search Tips Database-specific Searches

Browse by Audience


Information for...

Browse by Subject







[Programs and Opportunities](#)[Market and Trade Data](#)[Issues and Policies](#)[Commodities and Products](#)[U.S. Exporter Assistance](#)[Buying U.S. Products](#)[News and Events](#)[Publications](#)



United States Department of Agriculture
Foreign Agricultural Service

Linking U.S. Agriculture 
FAS to the World

FAS employs about 420 people covering food and agricultural production, consumer trends, and trade issues in about 130 countries.
Show Factoids

[Home](#)
[About FAS](#)
[Newsroom](#)
[Opportunities](#)
[FAS Offices](#)
[Help](#)
[Contact Us](#)

You are here: [Home](#) / [Current World Production, Market and Trade Reports](#) / [Trade Reports Archives](#) / [Dairy Monthly Imports Archives](#) / [Dairy Monthly Imports](#)

Tariff-Rate Quotas Established by Free Trade Agreements

Tariff-Rate Quotas					
Chapter and Note Number	Commodity Description and Country of Origin	2007 Tariff-Rate Quota	Measure	Jan.–Sept. 2006 Imports	Jan.–Sept. 2007 Imports
U.S.–Nicaragua Free Trade Agreement					
46/	Fresh milk and cream under Harmonized Tariff Schedule Subheading 9915.04.01	267,396	li	0	0
47/	Other dairy under Harmonized Tariff Schedule Subheading 9915.04.30	105,000	kgs	60,332	19,814
48/	Cheese entered under Harmonized Tariff Schedule Subheading 9915.04.80	656,000	kgs	615,361	656,000
49/	Cheese, entered under Harmonized Tariff Schedule Subheading 9915.04.99	263,000	kgs	78,269	206,087
50/	Ice Cream entered under Harmonized Tariff Schedule Subheading 9915.21.05	280,338	kgs	0	0

Search FAS

Search All USDA

[Search Tips](#)

[Database-specific Searches](#)


Browse by Audience

Information for...


Browse by Subject

- [▶ Programs and Opportunities](#)
- [▶ Market and Trade Data](#)
- [▶ Issues and Policies](#)
- [▶ Commodities and Products](#)
- [▶ U.S. Exporter Assistance](#)
- [▶ Buying U.S. Products](#)
- [▶ News and Events](#)
- [▶ Publications](#)








[FAS Home](#) | [USDA.gov](#) | [Economic Research Service \(ERS\)](#) | [World Agricultural Outlook Board \(WAOB\)](#) | [Trade Links](#) | [FOIA Accessibility Statement](#) | [Privacy Policy](#) | [Non-Discrimination Statement](#) | [Information Quality](#) | [USA.gov](#) | [White House](#) | [Site Map](#)



United States Department of Agriculture
Foreign Agricultural Service

Linking U.S. Agriculture 
FAS to the World

FAS employs about 420 people covering food and agricultural production, consumer trends, and trade issues in about 130 countries. [Show Factoids](#)

[Home](#)
[About FAS](#)
[Newsroom](#)
[Opportunities](#)
[FAS Offices](#)
[Help](#)
[Contact Us](#)

You are here: [Home](#) / [Current World Production, Market and Trade Reports](#) / [Trade Reports Archives](#) / [Dairy Monthly Imports Archives](#) / [Dairy Monthly Imports](#)

Tariff-Rate Quotas Established by Free Trade Agreements

Tariff-Rate Quotas					
Chapter and Note Number	Commodity Description and Country of Origin	2007 Tariff-Rate Quota	Measure	Jan.–Sept. 2006 Imports	Jan.–Sept. 2007 Imports
U.S.–Guatemala Free Trade Agreement					
51/	Fresh milk under Harmonized Tariff Schedule Subheading 9915.04.01	320,876	li	0	0
52/	Other Dairy product under Harmonized Tariff Schedule Subheading 9915.04.30	263,000	kgs	0	0
53/	Cheese entered under Harmonized Tariff Schedule Subheading 9915.04.80	525,000	kgs	0	0
54/	Ice Cream entered under Harmonized Tariff Schedule Subheading 9915.21.05	203,883	kgs	0	0

Search FAS

Search All USDA

[Search Tips](#)

[Database-specific Searches](#)


Browse by Audience

Information for...


Browse by Subject

- [Programs and Opportunities](#)
- [Market and Trade Data](#)
- [Issues and Policies](#)
- [Commodities and Products](#)
- [U.S. Exporter Assistance](#)
- [Buying U.S. Products](#)
- [News and Events](#)
- [Publications](#)

[FAS Home](#) | [USDA.gov](#) | [Economic Research Service \(ERS\)](#) | [World Agricultural Outlook Board \(WOAB\)](#) | [Trade Links](#) | [FOIA](#) | [Accessibility Statement](#) | [Privacy Policy](#) | [Non-Discrimination Statement](#) | [Information Quality](#) | [USA.gov](#) | [White House](#) | [Site Map](#)










United States Department of Agriculture
Foreign Agricultural Service

Linking U.S. Agriculture 
FAS to the World

FAS employs about 420 people covering food and agricultural production, consumer trends, and trade issues in about 130 countries.

[Show Factoids](#)

[Home](#)

[About FAS](#)

[Newsroom](#)

[Opportunities](#)

[FAS Offices](#)

[Help](#)

[Contact Us](#)

Search FAS

Search All USDA

Search Tips

Database-specific Searches

Browse by Audience

Information for...

Browse by Subject

- [Programs and Opportunities](#)
- [Market and Trade Data](#)
- [Issues and Policies](#)
- [Commodities and Products](#)
- [U.S. Exporter Assistance](#)
- [Buying U.S. Products](#)
- [News and Events](#)
- [Publications](#)

You are here: [Home](#) / [Current World Production, Market and Trade Reports](#) / [Trade Reports Archives](#) / [Dairy Monthly Imports Archives](#) / [Dairy Monthly Imports](#)


Tariff-Rate Quotas Established by Free Trade Agreements

Tariff-Rate Quotas					
Chapter and Note Number	Commodity Description and Country of Origin	2007 Tariff-Rate Quota	Measure	Jan.–Sept. 2006 Imports	Jan.–Sept. 2007 Imports
U.S.–Bahrain Free Trade Agreement					
55/	Liquid dairy entered under Harmonized Tariff Schedule Subheading 9914.04.01	1,100	li	0	0
56/	Butter entered under Harmonized Tariff Schedule Subheading 9914.04.10	5,500	kgs	0	0
57/	Milk Powder entered under Harmonized Tariff Schedule Subheading 9914.04.20	5,500	kgs	0	0
58/	Other Dairy Product entered under Harmonized Tariff Schedule Subheading 9914.04.30	5,500	kgs	0	0
59/	Cheese entered under Harmonized Tariff Schedule Subheading 9914.04.70	16,500	kgs	0	0





[FAS Home](#) | [USDA.gov](#) | [Economic Research Service \(ERS\)](#) | [World Agricultural Outlook Board \(WAOB\)](#) | [Trade Links](#) | [FOIA](#) | [Accessibility Statement](#) | [Privacy Policy](#) | [Non-Discrimination Statement](#) | [Information Quality](#) | [USA.gov](#) | [White House](#) | [Site Map](#)




United States Department of Agriculture
Foreign Agricultural Service

Linking U.S. Agriculture 
FAS to the World

FAS employs about 420 people covering food and agricultural production, consumer trends, and trade issues in about 130 countries. [Show Factoids](#)



[Home](#)
[About FAS](#)
[Newsroom](#)
[Opportunities](#)
[FAS Offices](#)
[Help](#)
[Contact Us](#)

Search FAS

Search All USDA

Search Tips

Database-specific Searches

Browse by Audience

Information for...

Browse by Subject


- [Programs and Opportunities](#)
- [Market and Trade Data](#)
- [Issues and Policies](#)
- [Commodities and Products](#)
- [U.S. Exporter Assistance](#)
- [Buying U.S. Products](#)
- [News and Events](#)
- [Publications](#)

You are here: [Home](#) / [Current World Production, Market and Trade Reports](#) / [Trade Reports Archives](#) / [Dairy Monthly Imports Archives](#) / [Dairy Monthly Imports](#)


Tariff-Rate Quotas Established by Free Trade Agreements

Tariff-Rate Quotas					
Chapter and Note Number	Commodity Description and Country of Origin	2007 Tariff-Rate Quota	Measure	Jan.–Sept. 2006 Imports	Jan.–Sept. 2007 Imports
U.S.–Dominican Republic Free Trade Agreement					
60/	Other Dairy product under Harmonized Tariff Schedule Subheading 9915.04.79	120,000	li	0	0
61/	Other Dairy product under Harmonized Tariff Schedule Subheading 9915.04.79	240,000	kgs	0	0
62/	Cheese entered under Harmonized Tariff Schedule Subheading 9915.04.79	450,000	kgs	0	58,179
63/	Ice Cream entered under Harmonized Tariff Schedule Subheading 9915.21.05	174,757	kgs	0	0








[FAS Home](#) | [USDA.gov](#) | [Economic Research Service \(ERS\)](#) | [World Agricultural Outlook Board \(WAOB\)](#) | [Trade Links](#) | [FOIA](#) | [Accessibility Statement](#) | [Privacy Policy](#) | [Non-Discrimination Statement](#) | [Information Quality](#) | [USA.gov](#) | [White House](#) | [Site Map](#)



United States Department of Agriculture
Foreign Agricultural Service

Linking U.S. Agriculture 
FAS to the World

FAS employs about 420 people covering food and agricultural production, consumer trends, and trade issues in about 130 countries. [Show Factoids](#)

[Home](#)
[About FAS](#)
[Newsroom](#)
[Opportunities](#)
[FAS Offices](#)
[Help](#)
[Contact Us](#)

You are here: [Home](#) / [Current World Production, Market and Trade Reports](#) / [Trade Reports Archives](#) / [Dairy Monthly Imports Archives](#) / [Dairy Monthly Imports](#)

Search FAS

Search All USDA

[Search Tips](#)


[Database-specific Searches](#)

Browse by Audience

Information for...

Browse by Subject

- [Programs and Opportunities](#)
- [Market and Trade Data](#)
- [Issues and Policies](#)
- [Commodities and Products](#)
- [U.S. Exporter Assistance](#)
- [Buying U.S. Products](#)
- [News and Events](#)
- [Publications](#)



United States Department of Agriculture

Foreign Agricultural Service

Circular Series
FD MI 1007
October 2007

Dairy Monthly Imports

FOOTNOTES:

1/ The tariff-rate quota level is for imports from the EU-25

2/ If the country of origin on a license for a dairy article is Any country, that article may be imported from any country, including countries with a tariff-rate quota allocation for that article.

3/ A port of entry adjustment may have been made which increased or decreased the year-to-date import figure from that reported in the previous month.

4/ Evaporated milk and cream in other than airtight containers may not be imported.

5/ See U.S. Note 3 of Subchapter IX of Chapter 99 of the Harmonized Tariff Schedule of the United States.

6/ See U.S. Note 4 of Subchapter X of Chapter 99 of the Harmonized Tariff Schedule of the United States.

7/ See U.S. Note 5, *ibid.*

8/ See U.S. Note 6, *ibid.*

9/ See U.S. Note 7, *ibid.*

10/ See U.S. Note 8, *ibid.*

11/ See U.S. Note 5 of Subchapter XI of Chapter 99 of the Harmonized Tariff Schedule of the United States.

12/ See U.S. Note 6, *ibid.*

13/ See U.S. Note 7, *ibid.*

14/ See U.S. Note 8, *ibid.*

15/ See U.S. Note 9, *ibid.*

16/ See U.S. Note 3 of Subchapter VIII of Chapter 99 of the Harmonized Tariff Schedule of the United States.

17/ See U.S. Note 4, *ibid.*

18/ See U.S. Note 5, *ibid.*

19/ See U.S. Note 7, *ibid.*

20/ See U.S. Note 4 of Subchapter XIII of Chapter 99 of the Harmonized Tariff Schedule of the United States.

21/ See U.S. Note 5, *ibid.*

22/ See U.S. Note 6, *ibid.*

23/ See U.S. Note 7, *ibid.*

24/ See U.S. Note 8, *ibid.*

25/ See U.S. Note 9, *ibid.*

26/ See U.S. Note 10, *ibid.*

27/ See U.S. Note 11, *ibid.*

28/ See U.S. Note 12, *ibid.*

29/ See U.S. Note 13, *ibid.*

30/ See U.S. Note 14, *ibid.*

31/ See U.S. Note 15, *ibid.*

32/ See U.S. Note 4 of Subchapter XII of Chapter 99 of the Harmonized Tariff Schedule of the United States.

33/ See U.S. Note 5, *ibid.*

34/ See U.S. Note 6, *ibid.*

35/ See U.S. Note 7, *ibid.*

36/ See U.S. Note 8, *ibid.*

37/ See U.S. Note 5a of Subchapter XV of Chapter 99 of the Harmonized Tariff Schedule of the United States.

38/ See U.S. Note 6a, *ibid.*

39/ See U.S. Note 8a, *ibid.*

40/ See U.S. Note 10a, *ibid.*

41/ See U.S. Note 14a, *ibid.*

42/ See U.S. Note 5a, *ibid.*

43/ See U.S. Note 6a, *ibid.*

44/ See U.S. Note 10a, *ibid.*

45/ See U.S. Note 14a, *ibid.*

46/ See U.S. Note 5a, *ibid.*

47/ See U.S. Note 8a, *ibid.*

48/ See U.S. Note 10a, *ibid.*

49/See U.S. Note 11, *ibid.*

50/See U.S. Note 14a, *ibid.*

51/See U.S. Note 8a, *ibid.*

52/See U.S. Note 10a, *ibid.*

53/See U.S. Note 14a, *ibid.*

54/ See U.S. Note 12a, *ibid*

55/ See U.S. Note 4 of Subchapter X1V of Chapter 99 of the Harmonized Tariff Schedule of the United States.

56/ See U.S. Note 5, *ibid*.

57/ See U.S. Note 6, *ibid*.

58/ See U.S. Note 7, *ibid*.

59/ See U.S. Note 8, *ibid*.

60/ / See U.S. Note 8a of Subchapter XV of Chapter 99 of the Harmonized Tariff Schedule of the United States.

61/ See U.S. Note 9, *ibid*.

62/ See U.S. Note 10a, *ibid*.

63/ See U.S. Note 14a, *ibid*.

ABBREVIATIONS:

NOTE NUMBER - For licensed imports, Note numbers 6-25 are Additional U.S. Notes to Chapter 4.

NSPF - Not specifically provided for

li. - liters

kgs - kilograms

Data Source: U.S. Customs Service, not comparable to U.S. Census data.

For further information, contact the U.S. Department of Agriculture, Foreign Agricultural Service, STOP 1021, 1400 Independence Avenue, S.W., Washington, D.C. 20250-1021, telephone (202) 720-2916.